

■ Dynamlx iXS proposal for circuit board inspection

Harrie Martens


23.03.2023

■ Radiation Safety Cabinet

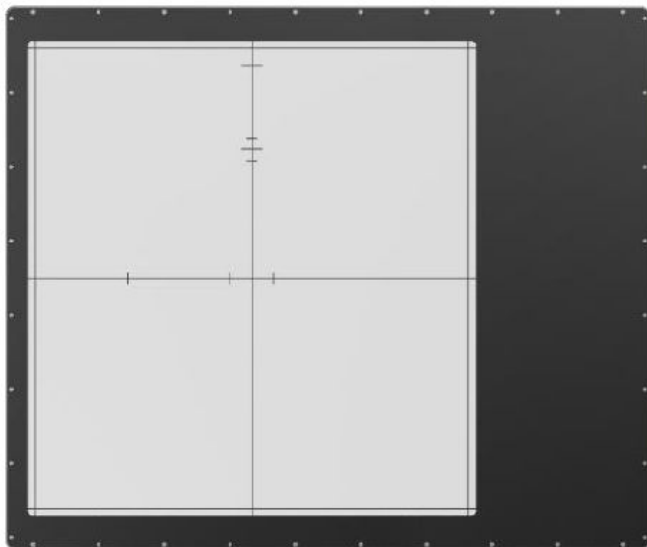


1.0 x 1.0 x 2.5 m

■ Microfocus X-ray Tube 13WE

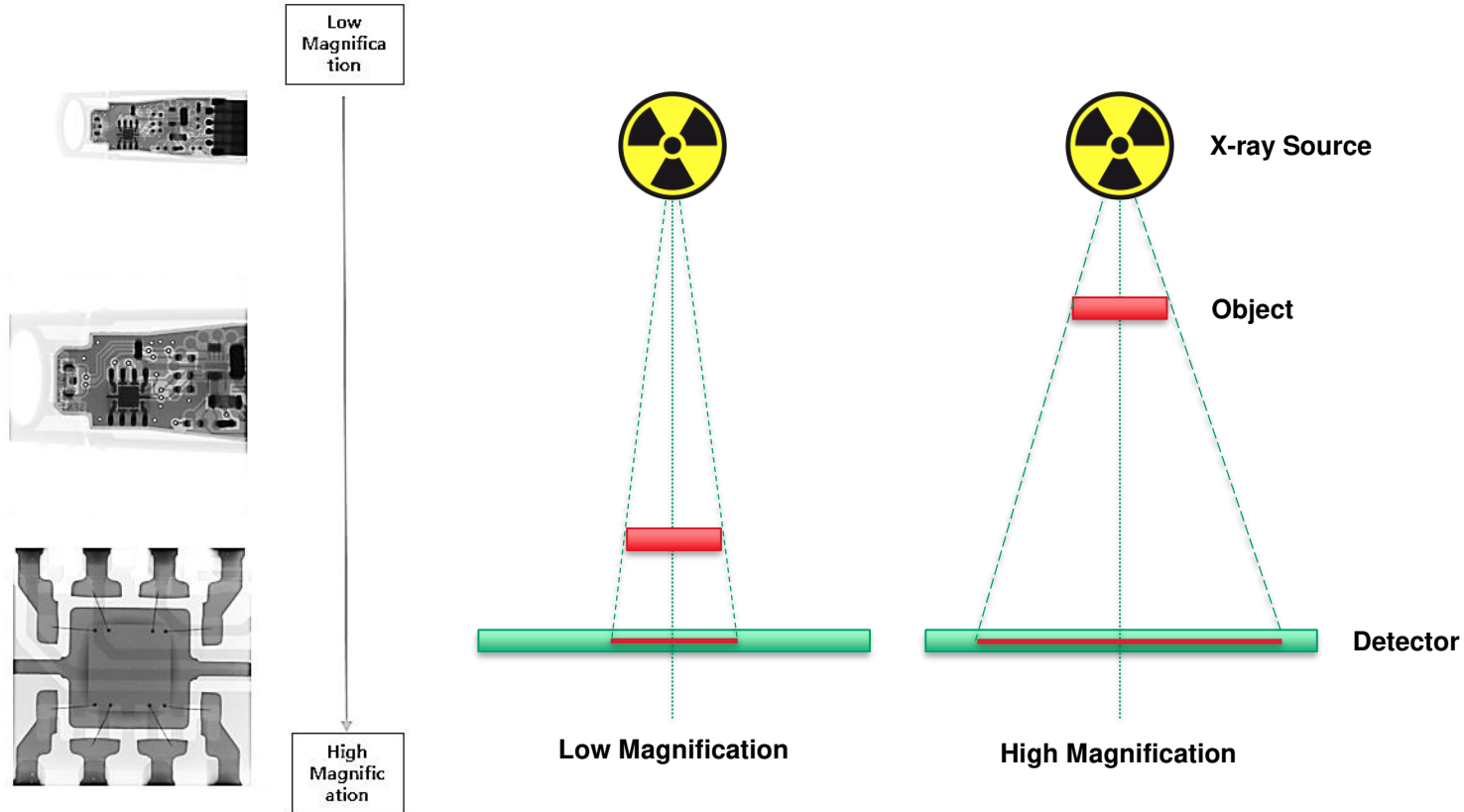


TYPE	close tube /monoblock
X-ray tube voltage(KV)	130
X-ray tube current(uA)	300
maximun output(w)	39
X-ray spot size(μm)	min 5 (16-50)
X-ray beam angle	118°
FOD (mm)	13
Weight(kg)	10.5
communication	RS-232C

■ **Dynamlx FXR1717X Digital Detector****Specification**

Sensor Technology	Amorphous Silicon TFT
Scintillator	CsI:TI
Pixel pitch	100 μm
Pixel Matrix	4260 x 4260
Effective area	426 x 426
Framerate	10 (1x1 binning) 20 (2x2 binning)
AD Conversion	16 bit
Max. Energy	450 kV
Interface	Fiber Optical
Temperature	10 °C bis 40 °C
Humidity	20 % - 90%
Dimensions	560 x 478 x 25 mm
Weight	10 kg

■ Image Samples



DynamIx iXS cabinet

Microfocus X-ray tube 15NE, 150 kV / 5 µm Focal Spot Size

DynamIx FXR1717X Digital Detector, 100 µm / 43x43 cm

Fujitsu CELCIUS M7010 Workstation

EIZO XN51 Graphic Adapter

EIZO EV2785 Display

APC SMART 1500 UPS

DynamIx VU-Console&Viewer Software License

Transport, Installation and Training

Price indication: 190.000,00 €

(Price from Fujifilm to Caltech)

FUJIFILM

Value from Innovation