

APPLICATION NOTE

Buying the right temperature calibration bath for your laboratory

Liquid calibration baths are the most stable and uniform temperature sources for doing comparison calibration of temperature probes and sensors in a laboratory. They use a large fluid mass to maintain a stable and uniform test environment that provides the flexibility to calibrate probes and sensors of various sizes, shapes, and lengths.

Selecting the right calibration bath takes good research and analysis since many bath suppliers provide incomplete or confusing specifications. Some examples include:

- Performance may only be given for a single temperature point, not for the bath's range
- Specifications don't indicate which bath fluid was used in testing
- There's no indication whether the specifications apply for the entire working volume

Since a calibration bath is a significant investment that will last many years, you'll want to get the right information to make an informed decision. You must get comprehensive and clear specifications so that you can have the confidence your calibration bath will provide the performance you need for your application.

You will want to evaluate four key specifications when buying a calibration bath: temperature range, stability, uniformity, and tank size.

1 Temperature range

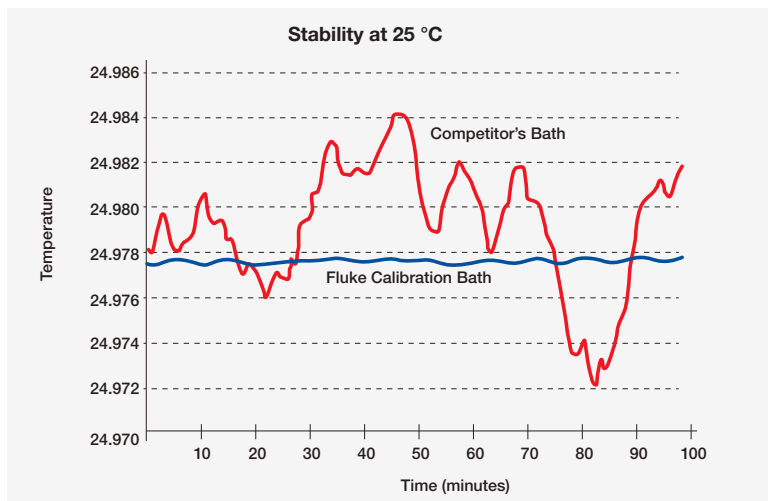
Bath suppliers normally publish and advertise a temperature range for each model. However, often no single bath fluid works well over the entire temperature range. For example, a Fluke Calibration 7341 Deep-Well Compact Bath has a range from -45 °C to 150 °C. Ethanol is a good fluid for this bath below 0 °C, but at temperatures above 0 °C another fluid such as silicone oil would be required. As a result, calibration labs must choose between changing bath fluids or using multiple baths to cover the full temperature range of their application.

At temperatures below 0 °C, Halocarbon, HFE, methanol, ethanol, ethylene glycol, Dynalene, and some silicone oil types are all candidate bath fluids. At temperatures above 0 °C, there are several silicone oil types available plus water and mineral oil that could be used. For extremely hot temperatures above 300 °C, salt is a preferred option.

Viscosity is a measure of a fluid's resistance to flow—we often



think of it simply as “thickness.” It is commonly measured in “centistokes” (cSt). The higher the number of centistokes, the more viscous (or thick) a fluid is. Bath fluids which are too viscous create strain on stirring and pumping mechanisms and don't adequately transfer heat uniformly from temperature sources to thermometers. We recommend using fluids whose viscosity is 50 centistokes or less at the desired control temperature. A homogeneous temperature within the “calibration zone” of a bath is required to achieve a calibration with low uncertainty. Low viscosity fluids reduce bath temperature gradients and contribute to better calibration uncertainties.



Fluke Calibration baths can achieve stability better than 1 mK for extended periods of time.

Please refer to the How to Select a Calibration Bath Fluid Guide (4253462) for more information on bath fluid selection. This guide is available on the us.flukecal.com website.

2 Stability

Stability is the ability of a bath to maintain a constant temperature over time. A bath's stability will vary at different temperatures. Many suppliers give you only one spec at or near ambient. Some give a single stability spec and don't ever mention that it applies only to one temperature or a narrow range. Ask about stability over the whole range that interests you.

Bath fluid also affects stability. The higher a fluid's viscosity and the lower its heat capacity, the larger the effect on stability will be. In addition to asking about the temperature range, ask what fluid was used when the specification was defined. For example, at 37 °C a bath will be more stable with water as the medium. If you're going to use oil, expect somewhat larger instability. If your oil has high viscosity at 37 °C, expect even greater degradation in stability.

3 Uniformity

A bath can have good stability but poor uniformity. The bath must be homogenous in temperature throughout the test zone where you'll make your comparison measurements. When you place two or more probes in the fluid, they should be at the same temperature during your measurement. The uniformity spec defines the peak value for this error source. The more probes you're testing, the larger the test zone and the more important uniformity becomes.

Uniformity depends mostly on the mixing of the bath fluid. Does the bath use a circulator pump for mixing? If it does, are there thermal flow patterns in the bath that interfere with uniformity? Be sure to check both vertical and horizontal temperature gradients.

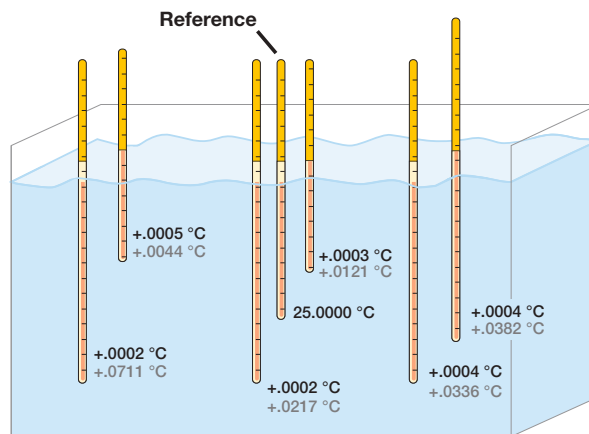
A calibration bath may not have a horizontal temperature gradient, but still have a vertical gradient between different depths. This is a problem if your reference probe and the probes under test are not the same length. For example, you may be testing three-inch long probes and your reference is a 19-inch SPRT. You can only immerse the test probes to three inches, but if you immerse the SPRT to only three inches you don't

have sufficient depth to avoid stem effects that will cause measurement errors. If you properly immerse the SPRT and your bath suffers from vertical gradients, you won't be measuring the temperature at the three-inch depth of your probes under test.

4 Tank size

The number of temperature probes and sensors to be calibrated should be considered. A bath with a larger tank size that allows large batches to be calibrated may be appropriate for laboratories that calibrate many probes and sensors each year. On the other hand, a bath with a smaller tank size would be a better fit for laboratories with a lower calibration volume.

When longer SPRTs, PRTs, and liquid-in-glass thermometers need to be calibrated, a bath with plenty of immersion depth should be evaluated. Tank opening size is an important factor when odd shaped sensors (e.g. tri-clamp sanitary sensors) and sensors with large transmitter heads need calibration. When analyzing the tank size required for your application, be sure to allow for proper sensor immersion depth and fluid space below the sensors and between the sensors being tested and the tank wall.

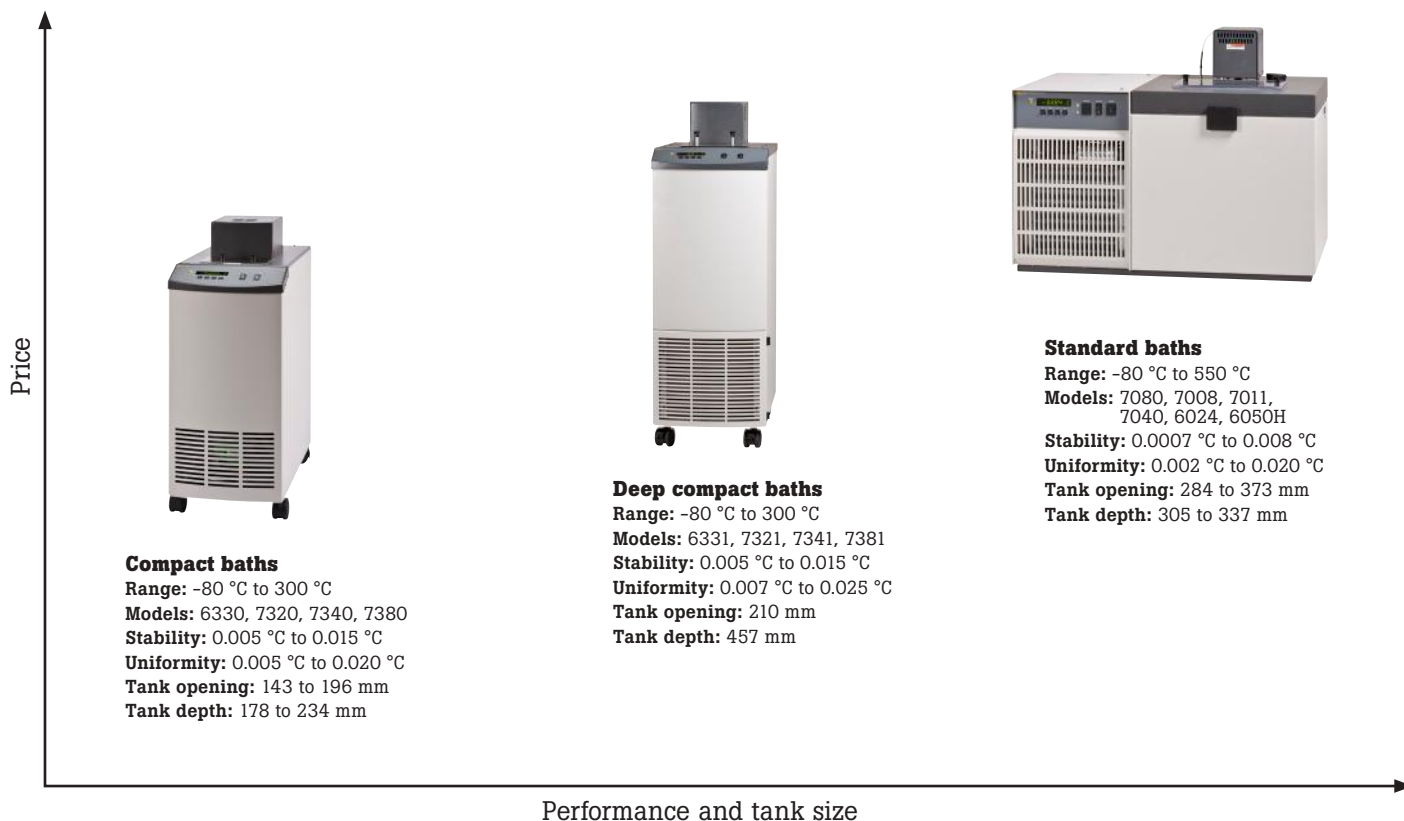


■ Fluke Model 7011 ■ Typical Competitor's Bath

Deviations from a central reference temperature taken in water with a 1/4-inch diameter PRT at 25 °C

Fluke Calibration baths—A full product line to meet your needs

Fluke Calibration offers the broadest range of calibration baths in the industry. These baths include compact baths, deep compact baths, and full-size standard baths. Depending on the temperature range of your application, performance required, and your budget, we have a calibration bath to meet your needs.



Fluke Calibration baths summary specifications

Model	Range	Stability	Uniformity	Tank opening (diagonal)	Depth
Compact baths		± 0.005 °C to ± 0.015 °C	± 0.005 °C to ± 0.020 °C	143 to 196 mm	178 to 234 mm
6330	35 °C to 300 °C	± 0.005 °C at 100 °C (oil 5012) ± 0.010 °C at 200 °C (oil 5017) ± 0.015 °C at 300 °C (oil 5017)	± 0.007 °C at 100 °C (oil 5012) ± 0.015 °C at 200 °C (oil 5017) ± 0.020 °C at 300 °C (oil 5017)	196 mm	234 mm
7320	-20 °C to 150 °C	± 0.005 °C at -20 °C (ethanol) ± 0.005 °C at 25 °C (water) ± 0.007 °C at 150 °C (oil 5012)	± 0.005 °C at -20 °C (ethanol) ± 0.005 °C at 25 °C (water) ± 0.010 °C at 150 °C (oil 5012)	196 mm	234 mm
7340	-40 °C to 150 °C	± 0.005 °C at -40 °C (ethanol) ± 0.005 °C at 25 °C (water) ± 0.007 °C at 150 °C (oil 5012)	± 0.006 °C at -40 °C (ethanol) ± 0.005 °C at 25 °C (water) ± 0.010 °C at 150 °C (oil 5012)	196 mm	234 mm
7380	-80 °C to 100 °C	± 0.006 °C at -80 °C (ethanol) ± 0.010 °C at 0 °C (ethanol) ± 0.010 °C at 100 °C (oil 5012)	± 0.008 °C at -80 °C (ethanol) ± 0.012 °C at 0 °C (ethanol) ± 0.012 °C at 100 °C (oil 5012)	143 mm	178 mm

Fluke Calibration baths summary specifications (continued)

Model	Range	Stability	Uniformity	Tank opening (diagonal)	Depth
Deep-well compact baths		± 0.005 °C to ± 0.015 °C		210 mm	457 mm
6331	35 °C to 300 °C	±0.007 °C at 100 °C (oil 5012) ±0.010 °C at 200 °C (oil 5017) ±0.015 °C at 300 °C (oil 5017)	±0.007 °C at 100 °C (oil 5012) ±0.017 °C at 200 °C (oil 5017) ±0.025 °C at 300 °C (oil 5017)	210 mm	457 mm
7321	-20 °C to 150 °C	±0.005 °C at -20 °C (ethanol) ±0.005 °C at 25 °C (water) ±0.007 °C at 150 °C (oil 5012)	±0.007 °C at -20 °C (ethanol) ±0.007 °C at 25 °C (water) ±0.010 °C at 150 °C (oil 5012)	210 mm	457 mm
7341	-45 °C to 150 °C	±0.005 °C at -45 °C (ethanol) ±0.005 °C at 25 °C (water) ±0.007 °C at 150 °C (oil 5012)	±0.007 °C at -45 °C (ethanol) ±0.007 °C at 25 °C (water) ±0.010 °C at 150 °C (oil 5012)	210 mm	457 mm
7381	-80 °C to 110 °C	±0.006 °C at -80 °C (ethanol) ±0.005 °C at 0 °C (ethanol) ±0.005 °C at 100 °C (oil 5012)	±0.007 °C at -80 °C (ethanol) ±0.007 °C at 0 °C (ethanol) ±0.007 °C at 100 °C (oil 5012)	210 mm	457 mm
Standard baths		± 0.0007 °C to ± 0.008 °C		284 to 373 mm	305 to 337 mm
7080	-80 °C to 110 °C	±0.0025 °C at -80 °C (methanol) ±0.0015 °C at 0 °C (methanol) ±0.0015 °C at 25 °C (water) ±0.003 °C at 100 °C (oil 5012)	±0.007 °C at -80 °C (methanol) ±0.005 °C at 0 °C (methanol) ±0.003 °C at 25 °C (water) ±0.005 °C at 100 °C (oil 5012)	284 mm	305 mm
7008	-5 °C to 110 °C	±0.0007 °C at 25 °C (water) ±0.001 °C at 25 °C (mineral oil)	±0.003 °C at 25 °C (water) ±0.004 °C at 25 °C (mineral oil)	373 mm	331 mm
7011	-10 °C to 110 °C	±0.0008 °C at 0 °C (ethanol) ±0.0008 °C at 25 °C (water) ±0.003 °C at 100 °C (oil 5012)	±0.003 °C at 0 °C (ethanol) ±0.002 °C at 25 °C (water) ±0.004 °C at 100 °C (oil 5012)	284 mm	305 mm
7040	-40 °C to 110 °C	±0.002 °C at -40 °C (ethanol) ±0.0015 °C at 25 °C (water) ±0.003 °C at 100 °C (oil 5012)"	±0.004 °C at -40 °C (ethanol) ±0.002 °C at 25 °C (water) ±0.004 °C at 100 °C (oil 5012)	284 mm	305 mm
6024	40 °C to 300 °C	±0.001 °C at 40 °C (water) ±0.003 °C at 100 °C (oil 5012) ±0.005 °C at 300 °C (oil 5017)	±0.002 °C at 40 °C (water) ±0.004 °C at 100 °C (oil 5012) ±0.012 °C at 300 °C (oil 5017)	373 mm	337 mm
6050H	180 °C to 550 °C	±0.002 °C at 200 °C (salt) ±0.004 °C at 300 °C (salt) ±0.008 °C at 550 °C (salt)	±0.005 °C at 200 °C (salt) ±0.020 °C at 550 °C (salt)	284 mm	305 mm

Please refer to the temperature calibration bath product pages on www.flukecal.com for complete product specifications. Contact a Fluke Calibration representative (www.flukecal.com/about/contact) for more assistance in selecting the right temperature calibration bath and bath fluid for your application.

Questions to ask in selecting a temperature calibration bath:

- What is the temperature range of the bath?
- What are the recommended bath fluids and their operating ranges?
- What's the bath stability and uniformity at temperature points in the range that interests you?
- What bath fluids were used to measure the stability and uniformity specs?
- Is the bath tank size adequate for the number and size of probes and sensors to be calibrated in a batch?

Fluke Calibration. Precision, performance, confidence.™

Electrical	RF	Temperature	Humidity	Pressure	Flow	Software
------------	----	-------------	----------	----------	------	----------

Fluke Calibration
PO Box 9090, Everett, WA 98206 U.S.A.
Fluke Europe B.V.
PO Box 1186, 5602 BD
Eindhoven, The Netherlands
Web access: <http://www.flukecal.eu>

For more information call:
In the U.S.A. (877) 355-3225 or
Fax (425) 446-5716
In Europe/M-East/Africa +31 (0) 40 2675 200
or Fax +31 (0) 40 2675 222
In Canada (800)-36-FLUKE or
Fax (905) 890-6866
From other countries +1 (425) 446-6110 or
Fax +1 (425) 446-5716
Web access: <http://www.flukecal.com>

Modification of this document is not permitted without written permission from Fluke Calibration.

©2016, 2018 Fluke Calibration.
Specifications subject to change without notice.
Printed in U.S.A. 3/2018 4253455b-en